

# Gift Certificates | Setup

How you set up and use MyPMS for Gift Certificates depends on several factors. Before you set up Gift Certificates in MyPMS, please review [Gift Certificates | Getting Started](#)

Setting up Gift Certificates for use in MyPMS is a relatively simple process. Managing and tracking Gift Certificates once it they are setup is done explained in more detail in [Gift Certificates | Manage](#)

House Account Folios have the same functionality as the Guest folios, however they are NOT linked to a room number or Guest. Therefore, a House Account Folio can setup for one transaction or sale or kept open to record multiple transactions in the same Folio. See [Gift Certificates | House Accounts](#)

To see step-by-step instructions on how to sell a Gift Certificate in House Accounts using either option, see [Gift Certificates | Sell](#)

## Gift Certificates

- [Gift Certificates | Getting Started](#)
- [Gift Certificates | Setup](#)
- [Gift Certificates | House Accounts](#)
- [Gift Certificates | Sell](#)
- [Gift Certificates | Redeem](#)
- [Gift Certificates | Manage](#)
- [Gift Certificates | Reports](#)

## To Setup a Gift Certificate System in MyPMS, follow these steps.

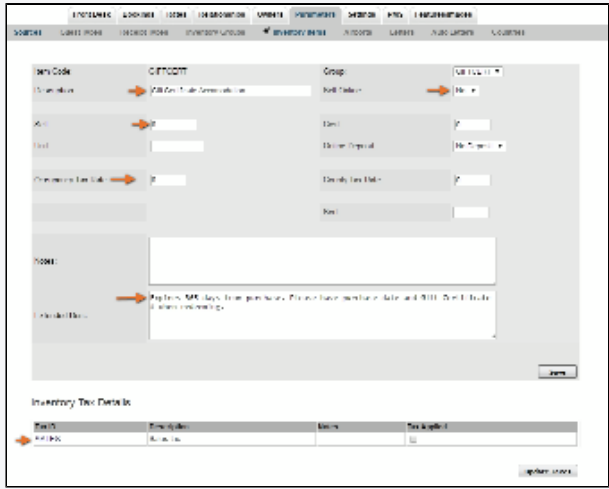
### Step 1: Setup Inventory Item

Add an Inventory Item for each Gift Certificate you sell. If you only have one, then set up one inventory item. Call it something like "Gift Certificate". If you have more than one, then call it something like "Gift Certificate Spa", "Gift Certificate Accommodation". Remember that the description will be seen by guests on folios so pay attention to formatting like capitals, etc.

- Go to **Setup | Parameters | Inventory Items**.
- Click **Add**.
- Enter the **Item ID** and **Description**. Pay close attention to the Description and it will appear on transactions and folio printouts.
- **Publish Online**: If you do not want to sell the Gift Certificate on your website, then choose "NO".
- **Sell**: Enter a default amount in the Sell field if needed This can be changed when adding a charge or left blank and entered when adding the charge.
- **Taxes**: Enter any Tax Rate needed or enter zero if there is no tax needed.
- Click **Save**.

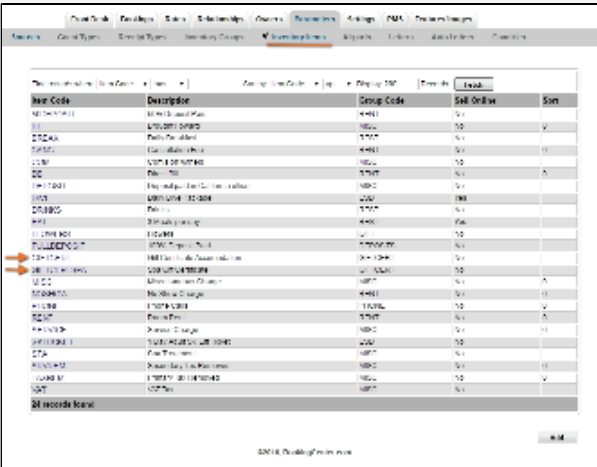
The Item will now appear in the Inventory Item List and be available in the Add Charge drop-down list in the Folios.

### ADD INVENTORY ITEM



Click to enlarge image

### INVENTORY ITEM LIST



Click to enlarge image


### Step 2: Set up a Receipt type

Then create the new Receipt Type that you will use to record the payment when the Gift Certificate is redeemed. Call it something like "Gift Certificate Redeemed". **NOTE: DO NOT "Publish to Internet"** if you don't want guests using this for an online booking with a Gift Certificate, as there is no way to monitor its appropriate use online.

- Go to **Setup | Parameters | Receipt Types**
- Click **Add**:
- Enter the **Item ID** and **Description**. Pay close attention to the Description as it will appear on transactions and folio printouts.
- **Publish to Internet**: If you do not want to sell the Gift Certificate on your website, then choose "NO".
- **Live**: Set to "YES" to display the payment type in the drop down list of Add Payment.
- Click **Save**.

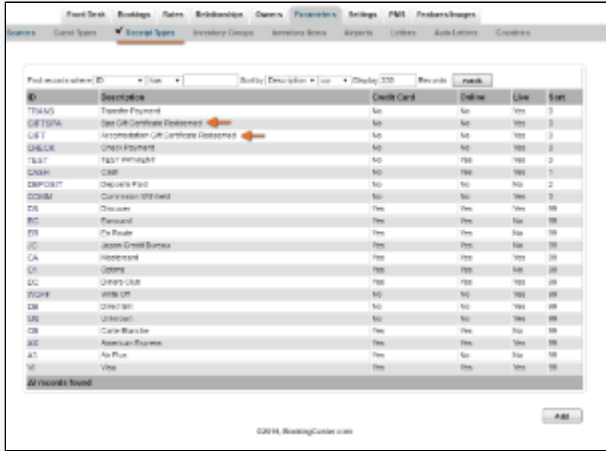
The Receipt Type will now appear in the Receipt Type List and be available in the Add Payment drop-down list in the Folios.

### ADD RECEIPT TYPE



[Click to enlarge image](#)

### RECEIPT TYPE LIST



[Click to enlarge image](#)

### Step 3: Set up House Account Folio

There are two ways to use the House Accounts to sell Gift Certificates. House Account Folios have the same functionality as the Guest folios, however they are NOT linked to a room number or Guest. Therefore, a House Account Folio can be set up for one transaction or kept open to record multiple transactions in the same Folio. The option you choose depends on factors like how many gift certificates you sell and how you want to track the Transactions. Here is an overview of the two options. For details on using each option, see [Gift Certificates | House Accounts](#)

- **Use One Folio to Track Gift Certificates:** Use one House Accounts Folio to track all Gift Certificates purchased and redeemed. If you use this method then the folio will remain open and all gift certificates purchased would be tracked in one folio. This is convenient if you sell few gift certificates.
- **Setup a new folio for each gift certificate purchased.** Add a new House Accounts folio for each gift certificate purchased. You can create as many folios as you need and each folio will function independently using the basic folio operations. You can create as many folios as you need and each folio will function independently using the basic folio operations.

To see step-by-step instructions on how to sell a Gift Certificate in House Accounts using either option, see [Gift Certificates | Sell](#)